

# Vanguard Communication Services Index Fund

Sector fund | Admiral™ Shares

## Fund facts

Risk level Low ← → High					Total net assets	Expense ratio as of 12/17/21	Ticker symbol	Turnover rate	Inception date	Fund number
1	2	3	4	5	\$95 MM	0.10%	VTCA	15.1%	03/11/05	5488

## Investment objective

Vanguard Communication Services Index Fund seeks to track the performance of a benchmark index that measures the investment return of communication services stocks.

## Investment strategy

The fund employs a “passive management”—or indexing—investment approach designed to track the performance of the MSCI US Investable Market Communication Services 25/50 Index, a benchmark of large, mid-, and small U.S. companies in the market communications sector, as classified under the Global Industry Classification Standard (GICS). This GICS sector is made up of companies that provide communications services primarily through a fixed-line, cellular, wireless, high bandwidth, and/or fiber-optic cable network and offer related content and information through various media. The fund attempts to replicate the target index by investing all, or substantially all, of its assets in the stocks that make up the index, holding each stock in approximately the same proportion as its weighting in the index. The fund may also sample its target index by holding stocks that, in the aggregate, are intended to approximate the index in terms of key characteristics, such as price/earnings ratio, earnings growth, and dividend yield. Typically, the fund will use a sampling strategy only if regulatory constraints or other considerations prevent it from replicating the index.



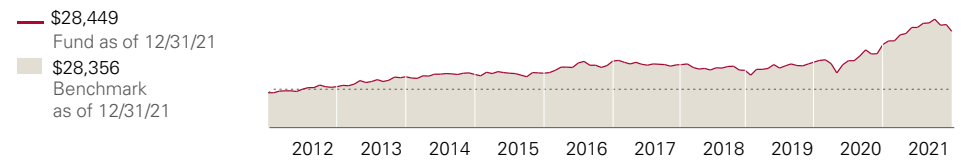
For the most up-to-date fund data, please scan the QR code below.



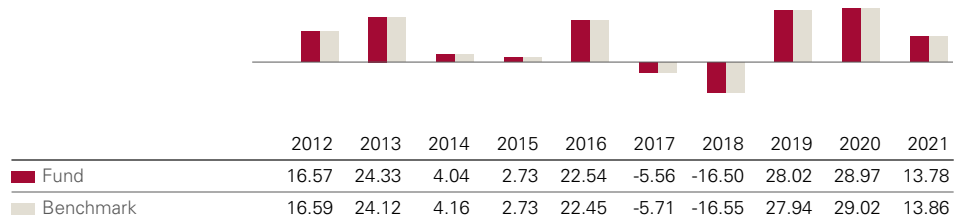
## Benchmark

Communication Services Spliced Idx

## Growth of a \$10,000 investment : January 31, 2012—December 31, 2021



## Annual returns



## Total returns

	Periods ended March 31, 2022					
	Quarter	Year to date	One year	Three years	Five years	Ten years
Fund	-11.35%	-11.35%	-6.81%	13.86%	6.54%	9.07%
Benchmark	-11.33%	-11.33%	-6.74%	13.94%	6.50%	9.03%

**The performance data shown represent past performance, which is not a guarantee of future results. Investment returns and principal value will fluctuate, so investors' shares, when sold, may be worth more or less than their original cost. Current performance may be lower or higher than the performance data cited. For performance data current to the most recent month-end, visit our website at [vanguard.com/performance](https://www.vanguard.com/performance). The performance of an index is not an exact representation of any particular investment, as you cannot invest directly in an index.**

Figures for periods of less than one year are cumulative returns. All other figures represent average annual returns. Performance figures include the reinvestment of all dividends and any capital gains distributions. All returns are net of expenses.

# Vanguard Communication Services Index Fund

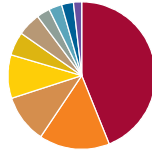
Sector fund | Admiral™ Shares

## Ten largest holdings\*

1	Alphabet Inc.	
2	Meta Platforms Inc.	
3	Walt Disney Co.	
4	AT&T Inc.	
5	Comcast Corp.	
6	Verizon Communications Inc.	
7	Netflix Inc.	
8	T-Mobile US Inc.	
9	Charter Communications Inc.	
10	Activision Blizzard Inc.	
Top 10 as % of total net assets		67.5%

\* The holdings listed exclude any temporary cash investments and equity index products.

## Sector Diversification



■ Interactive Media & Services	43.9%	■ Interactive Home	5.1
■ Movies & Entertainment	15.5	■ Alternative Carriers	2.9
■ Cable & Satellite	10.6	■ Wireless Telecomm Svcs	2.9
■ Integrated Telecomm Svcs	9.6	■ Advertising	2.6
■ Broadcasting	5.1	■ Publishing	1.8

Sector categories are based on the Global Industry Classification Standard ("GICS"), except for the "Other" category (if applicable), which includes securities that have not been provided a GICS classification as of the effective reporting period.

Connect with Vanguard® > [vanguard.com](https://www.vanguard.com)

### Plain talk about risk

An investment in the fund could lose money over short or even long periods. You should expect the fund's share price and total return to fluctuate within a wide range, like the fluctuations of the overall stock market. The fund's performance could be hurt by:

**Stock market risk:** The chance that stock prices overall will decline. Stock markets tend to move in cycles, with periods of rising stock prices and periods of falling stock prices. The fund's target index may, at times, become focused in stocks of a particular sector, category, or group of companies. Because the fund seeks to track its target index, the fund may underperform the overall stock market.

**Sector risk:** The chance that significant problems will affect a particular sector, or that returns from that sector will trail returns from the overall stock market. Daily fluctuations in specific market sectors are often more extreme or volatile than fluctuations in the overall market. Because the fund invests all, or substantially all, of its assets in the communication services sector, the fund's performance largely depends—for better or for worse—on the general condition of that sector. Companies in the communication services sector could be affected by, among other things, overall economic conditions, competition, and government regulation. Sector risk is expected to be high for the fund.

**Nondiversification risk:** The chance that the fund's performance may be hurt disproportionately by the poor performance of relatively few stocks or even a single stock. The fund is considered nondiversified, which means that it may invest a greater percentage of its assets in the securities of a small number of issuers as compared with other mutual funds. Because the fund tends to invest a relatively high percentage of its assets in its ten largest holdings, fluctuations in the market value of a single fund holding could cause significant changes to the fund's share price. Nondiversification risk is expected to be high for the fund.

**Investment style risk:** The chance that returns from the types of stocks in which the fund invests will trail returns from the overall stock market. Small-, mid-, and large-cap stocks each tend to go through cycles of doing better—or worse—than other segments of the stock market or the stock market in general. These periods have, in the past, lasted for as long as several years. Historically, small- and mid-cap stocks have been more volatile in price than large-cap stocks. Small and mid-size companies tend to have greater stock volatility because, among other things, these companies are more sensitive to changing economic conditions.

### Note on frequent trading restrictions

Frequent trading policies may apply to those funds offered as investment options within your plan. Please log on to [vanguard.com](https://www.vanguard.com) for your employer plans or contact Participant Services at 800-523-1188 for additional information.

The funds or securities referred to herein are not sponsored, endorsed, or promoted by MSCI, and MSCI bears no liability with respect to any such funds or securities. The prospectus or the Statement of Additional Information contains a more detailed description of the limited relationship MSCI has with Vanguard and any related funds.

### For more information about Vanguard funds or to obtain a prospectus, see below for which situation is right for you.

If you receive your retirement plan statement from Vanguard or log on to Vanguard's website to view your plan, visit [vanguard.com](https://www.vanguard.com) or call **800-523-1188**.

If you receive your retirement plan statement from a service provider other than Vanguard or log on to a recordkeeper's website that is not Vanguard to view your plan, please call **855-402-2646**.

Visit [vanguard.com](https://www.vanguard.com) to obtain a prospectus or, if available, a summary prospectus. Investment objectives, risks, charges, expenses, and other important information about a fund are contained in the prospectus; read and consider it carefully before investing.

**Financial advisor clients:** For more information about Vanguard funds, contact your financial advisor to obtain a prospectus.

Investment Products: Not FDIC Insured • No Bank Guarantee • May Lose Value